


FIRE ACTION

On hearing the fire alarm:

➤ YOU MUST :

- 1- **Secure** premises (close doors and windows, **do not lock doors**).
- 2- Go to the nearest emergency exit, following the emergency lighting .



Self-contained safety and exit signs

- 3- Case of a disabled person:

Help this person evacuate

If not possible, to take shelter from the smoke, lead him/her to :

- the landing of an outdoor emergency stair
- the secure waiting room (**EAS**) (Building A, 2nd floor)



and signal his/her presence at the assembly point

- 4- Calmly walk to the **assembly point** led by the evacuation assistant, who will check the presence of all staff in his/her area
 Please see overall map of the faculty of science (page 2/2).

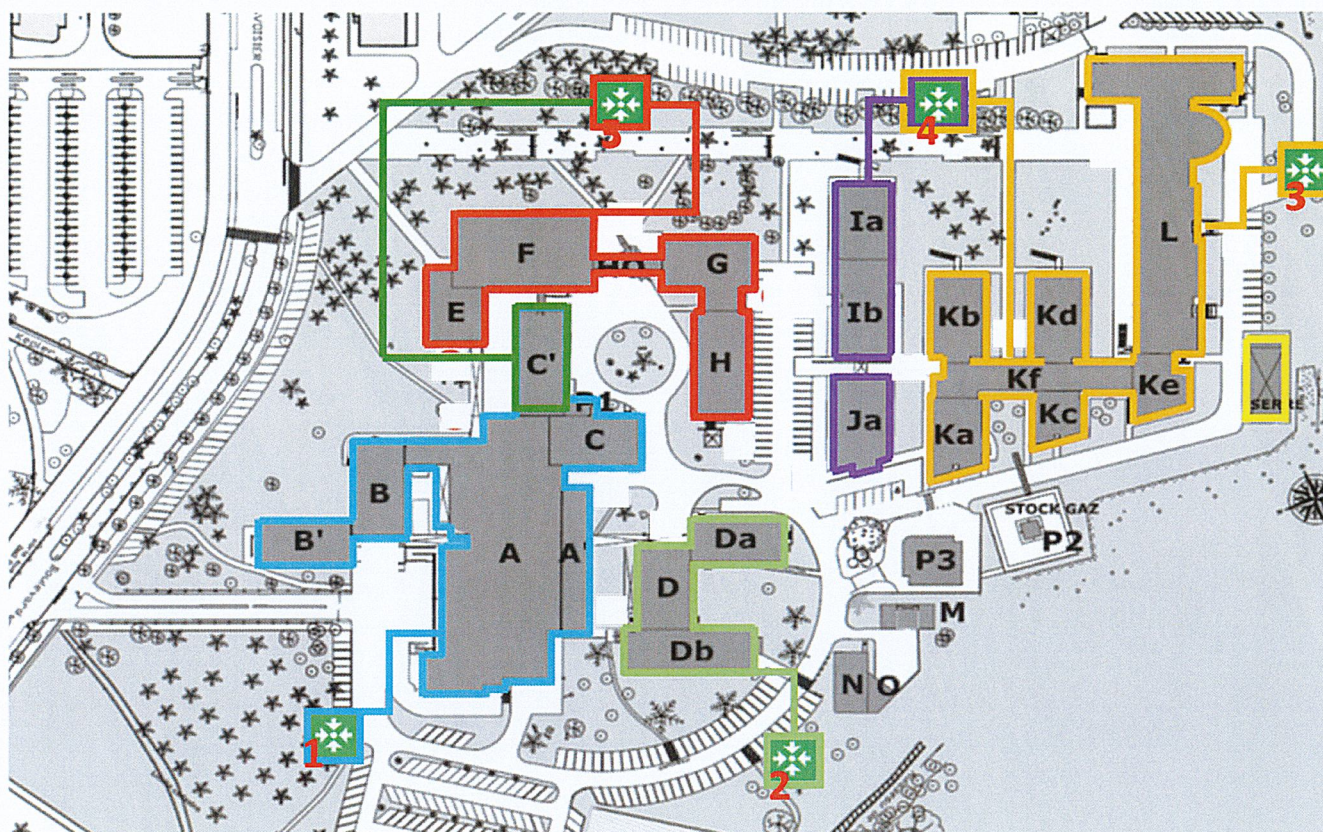
- 5- Stay at the **assembly point**, you may go back to your unit only if allowed by the university management or the fire rescue team.

➤ Do not :

- re-enter the building
- run
- use elevators
- prevent evacuation
- get in the way of the fire brigade
- take your car

draft		Validation		Approval	
BONNIN Valérie	FACULTY of SCIENCE	LEBASTARD Elodie	FACULTY of SCIENCE	LARDEUX Frédéric	FACULTY des SCIENCES
Occupational risks manager	Visa :	General services manager Prevention advisor	Visa :	Dean of the faculty of science	Visa :



Map and assembly points



Overall map of the faculty of science



5 assembly points

draft		Validation		Approval	
BONNIN Valérie	FACULTY of SCIENCE	LEBASTARD Elodie	FACULTY of SCIENCE	LARDEUX Frédéric	FACULTY des SCIENCES
Occupational risks manager	Visa : 	General services manager Prevention advisor	Visa : 	Dean of the faculty of science	Visa : 